

ok

Kalpataru Engineering Ltd.

18, Rabindra Sarani Poddar Court, Gate No. 4, 4th Floor, Room No. 4 Kolkata-700001

CIN No. L27104WB1980PLC033133; Website: www.kalpataruengineering.co.in

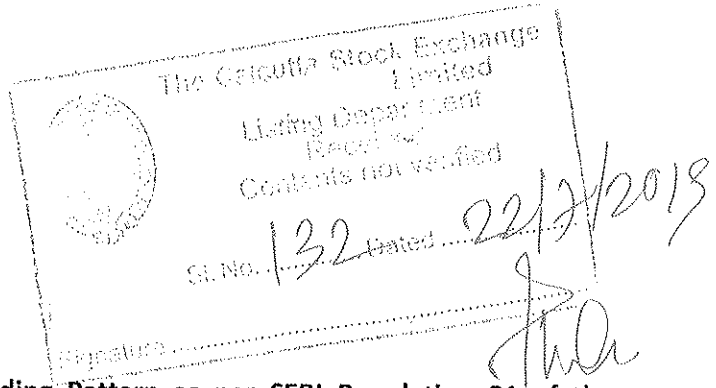
Email ID: kalpataruengltd@gmail.com; Phone: (033) 4001-9900

Date: 19.07.2019

To,

The Calcutta Stock Exchange Limited

7 Lyons Range,
Kolkata - 700 001



Sub: Quarterly Compliance of Shareholding Pattern as per SEBI Regulation 31 of the Securities and Exchange Board of India (Listing Obligation and Disclosure Requirements) Regulation, 2015 as on 30.06.2019.

Ref.: Script Code: CSE: 021104

Dear Sir/Madam

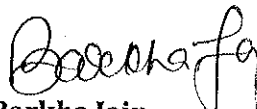
We are enclosing herewith the details of Shareholding Pattern of the Company pursuant as per Regulation 31 of SEBI (Listing Obligation & Disclosure Requirement) Regulation, 2015, for the Quarter ended 30st June, 2019.


Kindly take the above information on record.

Thanking you,

Yours faithfully,

For Kalpataru Engineering Ltd.


Barkha Jain
Company Secretary



Name of Listed Equity: KALPATARU ENGINEERING LTD.

scrip Code:

Shareholding Pattern Filed under: Reg. 31(1)(b) Quarter Ended: 30/06/2019

Particulars	Yes	No
1 Whether the Listed Equity has issued any Partly Paid up shares?		No
2 Whether the Listed Equity has issued any Convertible Securities or Warrants?		No
3 Whether the Listed Equity has any shares against which Depository Receipts are issued?		No
4 Whether the Listed Equity has any shares in Locked-in?		No
5 Whether any shares held by Promoters are Pledge or otherwise encumbered?		No



TABLE I - SUMMARY STATEMENT HOLDING OF SPECIFIED SECURITIES

Category	No. of Shareholders	No. of Fully Paid-up Equity Shares Held	No. of Partly Paid-up Equity Shares Held (Receipt)	No. of Underlying Depository Shares Held	Total No. of Shares Held (VII)= (III)+(IV)+(V)+(VI)	Shareholding Calculated as per SCRB, 1957 (As a % of (A+B+C2))	Number of Voting Rights held in each class of securities (IX)			No. of Shares Underlying outstanding securities (Including Warrants) (X)	Shareholding as % assuming full conversion of convertible securities (as a % of diluted share capital) (XI)=(VII)+(X)	Number of Locked in shares (XII)	Number of Shares pledged or otherwise encumbered (XIII)	Number of Equity Shares Held in demat form (XIV)
							Class X	Class Y	Total					
(A) Promoter & Promoter Group	24	5198109			5198109	28.540	5198109	5198109	28.540	28.540			5091109	
(B) Public	169	13015291			13015291	71.460	13015291	13015291	71.460	71.460			12692291	
(C) Non Promoter - Non Public														
(C1) Shares underlying DRs														
(C2) Shares held by Employee Trusts														
TOTAL	193	18213400			18213400	100.000	18213400	18213400	100.000	100.000			17783400	



TABLE II - STATEMENT SHOWING SHAREHOLDING PATTERN OF THE PROMOTER AND PROMOTER GROUP

Category	Name of shareholders	PAN	Nos. of Shareholders	No. of Fully Paid-up Equity Shares Held	No. of Partly Paid-up Equity Shares Held	No. of Underlying Depository Receipts	Total Nos. Shares Held	Shareholding (Calculated as per SCRB, 1957) (As a % of (A+B+C2))	Number of Voting Rights held in each class of securities (IX)			No. of Shares outstanding (Including Warrants)	Shareholding as a % assuming full conversion of securities (as a % of (XII)+(XIII)+(XIV))	Number of Locked in shares (XII)	Number of Shares pledged or otherwise encumbered (XIII)	Number of Equity Shares Held in dematerialized form (XIV)
									Class X	Class Y	Total					
(1)	Indian															
(a)	Individuals/Hindu undivided Family		8	70900			70900	0.389	70900	70900	70900	0.389				61900
	AJAY KUMAR AGARWAL			9000			9000	0.049	9000	9000	9000	0.049				9000
	ANIL KUMAR AGARWAL	AFJF92438R		9000			9000	0.049	9000	9000	9000	0.049				9000
	R N KITHAKI	AAHR4733K		8400			8400	0.046	8400	8400	8400	0.046				8400
	RADHESHYAM AGARWAL	AAHR6238R		9000			9000	0.049	9000	9000	9000	0.049				9000
	RAJNI PARAGH	AFDP9236R		9000			9000	0.049	9000	9000	9000	0.049				9000
	REENA ISHUTKIA	ADUP4079L		9000			9000	0.049	9000	9000	9000	0.049				9000
	SUNITA AGARWAL	AELP47966G		9000			9000	0.049	9000	9000	9000	0.049				9000
	TARA DEVI KITHAKI	ALDP4206B		8500			8500	0.047	8500	8500	8500	0.047				8500
(b)	Central Government/State Government(s)															
(c)	Financial Institutions/Banks															
(d)	Any Other															
	Bodies Corporate		16	5127209			5127209	28.151	5127209	5127209	5127209	28.151				5029209
	ENDAVY SALES PRIVATE LIMITED	AACCE294BJ		302000			302000	1.658	302000	302000	302000	1.658				302000
	GLORY TRADE & EXPORTS LTD			20000			20000	0.110	20000	20000	20000	0.110				
	KIRSTEN TIEUP PRIVATE LIMITED	AACCK9172A		1269200			1269200	6.968	1269200	1269200	1269200	6.968				1269200
	MANGALRASHI COMMERCE PRIVATE LIMITED	AAICM0216H		252000			252000	1.384	252000	252000	252000	1.384				252000
	MARKS N GLEX AUTOMOTIVES PRIVATE LIMITED	AAICA2105K		870000			870000	4.777	870000	870000	870000	4.777				870000
	MARKS N GLEX MOTORS PRIVATE LIMITED	AAFCM583LR		252000			252000	1.384	252000	252000	252000	1.384				252000
	MAYADURGA VINCON PRIVATE LIMITED	AADCN2749P		252000			252000	1.384	252000	252000	252000	1.384				252000
	NEERPALA MERCHANDISE PRIVATE LIMITED	AADCN1590N		302000			302000	1.658	302000	302000	302000	1.658				302000
	NEERPALAJI SALES PRIVATE LIMITED	AACENM439K		252000			252000	1.384	252000	252000	252000	1.384				252000
	IPATIC VYAPAR PVT. LTD			18000			18000	0.099	18000	18000	18000	0.099				
	PANCHRATAN MERCANTILE PRIVATE LIMITED	AAFCP4281R		252000			252000	1.384	252000	252000	252000	1.384				252000
	PURPOSIVE TRADERS PVT LTD	AAECP3908M		5000			5000	0.027	5000	5000	5000	0.027				5000
	RUDRANATH VINTRADE PRIVATE LIMITED	AAFCR946F		252000			252000	1.384	252000	252000	252000	1.384				252000
	SATYAM PRODUCTS LTD			10000			10000	0.055	10000	10000	10000	0.055				
	SHIVAJI SUPPLIERS PRIVATE LIMITED	AAACN3205M		302500			302500	1.661	302500	302500	302500	1.661				302500
	TRENDON DISTRIBUTORS PRIVATE LIMITED	AACCT2786M		516509			516509	2.836	516509	516509	516509	2.836				466509
	Trusts															
	Clearing Members															
	Sub-Total (A)(1)		24	5198109			5198109	28.540	5198109	5198109	5198109	28.540				5091109

- (2) Foreign
- (a) Individuals (Non-Resident Individuals/Foreign Individuals)
- (b) Government
- (c) Institutions




TABLE II - STATEMENT SHOWING SHAREHOLDING PATTERN OF THE PROMOTER AND PROMOTER GROUP

Category	Name of shareholders	PAN	Nos. of Shareholders	No. of Fully Paid-up Equity Shares Held	No. of Partly Paid-up Equity Shares Held	No. of Underlying Depository Receipts	No. of Shares Held	Total Nos. Shares	Shareholding Calculated as per SCRB, 1957 (As a % of (A)+(B)+(C))	Number of Voting Rights held in each class of securities (IX)			No. of Shares Outstanding	Shareholding as % assuming Full conversion of securities (X)	Number of Locked in shares (XII)	Number of Shares pledged or otherwise encumbered (XIII)	Number of Equity Shares Held in dematerialized form (XIV)
										Class X	Class Y	Total					
(I)	(II)	(III)	(IV)	(V)	(VI)	(VII) = (IV)+(V)+(VI)	(VIII)	(IX)	(X)	(XI) = (VII)+(X)	(XII)	(XIII)	(XIV)				

(d) Foreign Portfolio Investor
(e) Any Other FPIs

Sub-Total (A)(2)																
Total Shareholding of Promoter and Promoter Group (A)=(A)(1)+(A)(2)			24	5198109		5198109	28.540	5198109	5198109	28.540		28.540				5091109



TABLE III - STATEMENT SHOWING SHAREHOLDING PATTERN OF THE PUBLIC SHAREHOLDER

Category of shareholders (I)	PAN	Nos. of Shareholders	No. of Fully Paid-up Equity Shares Held (IV)	No. of Partly Paid-up Equity Shares Held (V)	No. of Underlying Depository Receipts (VI)	Total Nos. Shares Held (VII) = (IV)+(V)+(VI)	Shareholding Calculated as per SCRR, 1957 as a % of (A)+(C2) (VIII)	Number of Voting Rights held in each class of securities (IX)			No. of Shares Outstanding (Including Warrants) (X)	Shareholding as % assuming full conversion of convertible securities (as a % of diluted share capital) (XI) = (VII)+(X)	Number of Locked in shares (XII)	Number of Shares pledged or otherwise encumbered (XIII)	Number of Equity Shares held in dematerialized form (XIV)
								No. of Voting Rights							
								Class X	Class Y	Total					
(1) Institutions															
(a) Mutual Funds															
(b) Venture Capital Funds															
(c) Alternate Investment Funds															
(d) Foreign Venture Capital Investors															
(e) Foreign Portfolio Investors															
(f) Financial Institutions/Banks															
(g) Insurance Companies															
(h) Provident Funds/Pension Funds															
(i) Any Other															
Foreign Institutional Investors															
FII - Corporate															
Sub-Total (B)(1)															
(2) Central Government/State Government(s)/President of India															
Sub-Total (B)(2)															
(3) Non-Institutions															
(a) Individuals															
i) Individual shareholders holding nominal share capital up to Rs.2 Lakhs.		126	1112250			1112250	6.107	1112250	1112250	6.107				1039250	
ii) Individual shareholders holding nominal share capital in excess of Rs.2 Lakhs.		18	838900			838900	4.606	838900	838900	4.606				638900	
(b) NBFCs registered with RBI															
(c) Employee Trusts															
(d) Overseas Depositors (holding DRs)(balancing figure)															
(e) Any Other															
Bodies Corporate		25	11064141			11064141	60.747	11064141	11064141	60.747				11014141	
ANILTRASHI SUPPLIERS PRIVATE LIMITED ANCA2787P			540000			540000	2.965	540000	540000	2.965				540000	
ASHVINRAYAK TRADERS PRIVATE LIMITED ANCA3637R			1245000			1245000	6.836	1245000	1245000	6.836				1245000	
BALAJI INFRASTRUCTURES PRIVATE LIMITED ANECB4177E			510000			510000	2.800	510000	510000	2.800				510000	
CLIPID TRADES & FINANCE LIMITED ANCC2055L			688000			688000	3.777	688000	688000	3.777				688000	
INTIME CONFIDENCE PRIVATE LIMITED AACCL6889E			378000			378000	2.075	378000	378000	2.075				378000	
LIFETIME MERCANTILE PRIVATE LIMITED AACCL0568R			683591			683591	3.753	683591	683591	3.753				683591	
PARADISE INVESTMENTS LIMITED ANCF2862R			688000			688000	3.777	688000	688000	3.777				688000	
PRAGATI DEALERS PRIVATE LIMITED ANCF3008A			762000			762000	4.184	762000	762000	4.184				762000	



TABLE III - STATEMENT SHOWING SHAREHOLDING PATTERN OF THE PUBLIC SHAREHOLDER

Category	PAN	Nos. of Shareholders	No. of Fully Paid-up Equity Shares Held	No. of Partly Paid-up Equity Shares Held	No. of Underlying Depository Receipts	No. of Shares Held	Shareholding (Calculated as per SCRB, 1957) (A+B+C2)	Number of Voting Rights held in each class of securities (IX)			No. of Shares outstanding (Including Warrants) (X)	Shareholding as a % of diluted share capital (XI)=(VII)+(X)	Number of Locked in shares (XII)	Number of Shares pledged or otherwise encumbered (XIII)	Number of Equity Shares Held in dematerialized form (XIV)
								Class X	Class Y	Total					
(I)	(II)	(III)	(IV)	(V)	(VI)	(VII)= (IV)+(V)+(VI)	(VIII)	(Total as a % of total voting Rights)	(Total as a % of total voting Rights)	(X)	(XI)=(VII)+(X)	(XII)	(XIII)	(XIV)	
PRANESH TRADERS PVT LTD	AAACPF5010L		510000			510000	2.800	510000	510000	2.800	2.800			510000	
PUSHPATAN INVESTMENT	AAAFCP5260P		365000			365000	2.004	365000	365000	2.004	2.004			365000	
RECON AGENCIES LIMITED	AAAFCR4184A		895500			895500	4.917	895500	895500	4.917	4.917			895500	
SALAYAND COMMERCIAL LIMITED	AAACM1582E		768000			768000	4.217	768000	768000	4.217	4.217			768000	
SEVEN HILL INDUSTRIES LIMITED	AAACX2690L		688000			688000	3.777	688000	688000	3.777	3.777			688000	
SURABHA COMMERCE PRIVATE LIMITED	AAACSL0094H		530000			530000	2.910	530000	530000	2.910	2.910			530000	
SUNSHED SHIPPERS LIMITED	AAACSL703H		664300			664300	3.647	664300	664300	3.647	3.647			664300	
XD INFOTECH LIMITED	AAACX0039K		688000			688000	3.777	688000	688000	3.777	3.777			688000	
(FI - Individual (FRI - Repatriable (FNRI - Non-Repatriable (FCUs (Trusts (Clearing Members (IEPF Authority															
Sub-Total (B)(3)		169	13015291			13015291	71.460	13015291	13015291	71.460	71.460			12692291	
Total Public Shareholding (B) =(B)(1)+(B)(2)+(B)(3)		169	13015291			13015291	71.460	13015291	13015291	71.460	71.460			12692291	



TABLE IV - STATEMENT SHOWING SHAREHOLDING PATTERN OF THE NON PROMOTER - NON PUBLIC SHAREHOLDER

Category	Name of shareholders	PAN	Nos. of Shareholders	No. of Fully Paid-up Equity Shares Held	No. of Partly Paid-up Equity Shares Held	No. of Shares Underlying Depository Receipt	Total Nos. Shares Held	Shareholding Calculated as per SCRR, 1957 as a % of (A)+(C2)	Number of Voting Rights held in each class of securities (IX)			No. of Shares outstanding	Shareholding as % assuming full conversion of convertible securities (X)	Number of Locked in shares (XII)	Number of Shares pledged or otherwise encumbered (XIII)	Number of Equity Shares held in dematerialized form (XIV)
									Class X	Class Y	Total					
(I)	(II)	(III)	(IV)	(V)	(VI)	(VII)=	(IV)+(V)+(VI)	(VIII)								

- (1) Custodian DR Holder
- (2) Employee Benefit Trust (under SEKI (share based Employee Benefit) Regulations, 2014)

Total Non-Promoter - Non-Public Shareholding (C)=(C)(1)+(C)(2)



TABLE V - STATEMENT SHOWING DETAILS OF SIGNIFICANT BENEFICIAL OWNERS (SBOs)

Sr. No.	Details of the SBO (I)			Details of the Registered Owner (II)			Details of holding/exercise of right of the SBO in the reporting company, whether direct or indirect (III)				
	Name	IFRN / Passport No. in case of a foreign national	Nationality	IFRN / Passport No. in case of a foreign national	Nationality	Shares (%)	Voting Rights (%)	Rights on distributable dividend or any other distribution (%)	Exercise of control	Exercise of influence	Date of creation/acquisition of significant beneficial interest (IV)

